

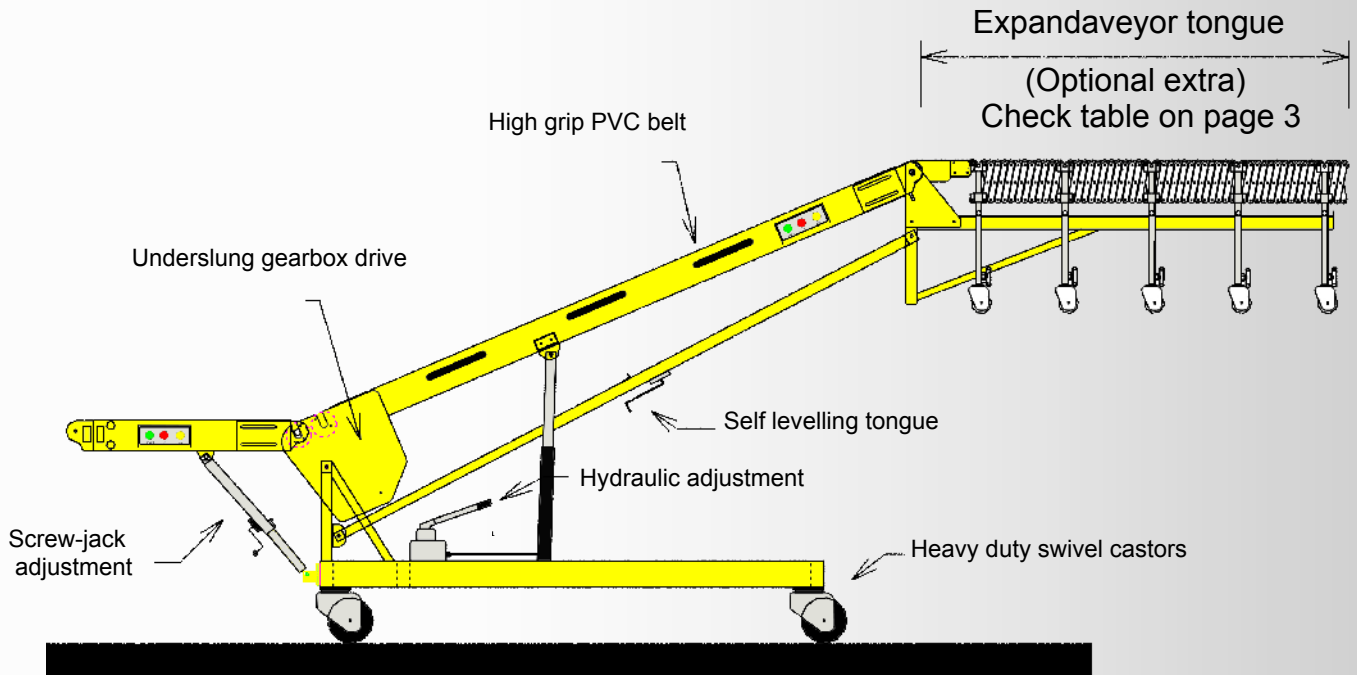


- Easy height adjustment

STANDARD DUTY VEHICLE LOADER

The mobile powered loader is designed to make your vehicle loading/unloading operation faster, safer and more efficient.

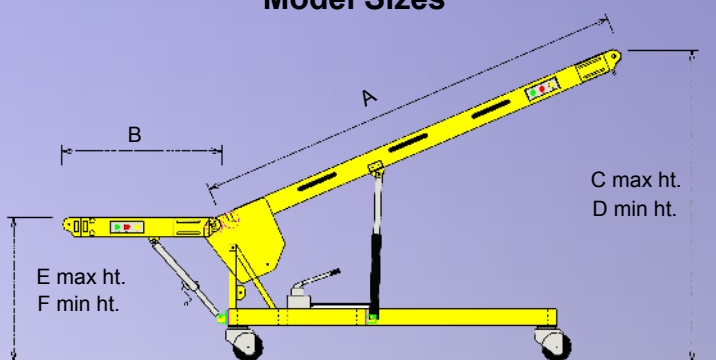
This mobile twin boom belt conveyor is versatile and manoeuvrable. Available in a wide choice of widths and boom lengths to suit most container and trailer sizes. All twin belt machines feature reversible controls at either end, allowing them to be operated from inside the vehicle or from the warehouse floor. Boom heights can be easily adjusted to suit the loading application using the manual hydraulic hand pump and screw-jack. As an option the electro hydraulic version is available. A flexible conveyor (Expandaveyor) tongue can be added to penetrate into the vehicle making loading and offloading even faster and more efficient.



Construction / Specifications

- Standard belt widths: 400mm, 500mm & 600mm.
- Belt material: Two ply, high grip PVC.
- Boom lengths: See table
- Belt speed: 20 metres per minute
- Chassis construction: Heavy gauge fabricated hollow steel section
- Boom construction: Folded steel flat slider bed design
- Drive: 0.37kw flange mounted gearbox
- Electrical supply: Motor mounted below pivot. 240volt 1 phase supply (As standard)
- Control: 24volt IP65
- Paint finish: Yellow powder coated RAL1003
- Height adjustment: Main boom; manual hydraulic
Infeed boom; screw-jack
- Controls: Top & bottom, stop/start/reverse

Model Sizes



Model Type	A Main boom length	B Infeed boom length	C Main boom max ht	D Main boom min ht	E Infeed boom max ht	F Infeed boom min ht
VL1	2500	1000	2100	1050	1100	700
VL2	2500	1500	2100	1050	1400	400
VL3	3000	1000	2400	1050	1100	700
VL4	3000	1500	2400	1050	1400	400
VL5	3500	1500	2500	1050	1400	400

All dimensions are in mm

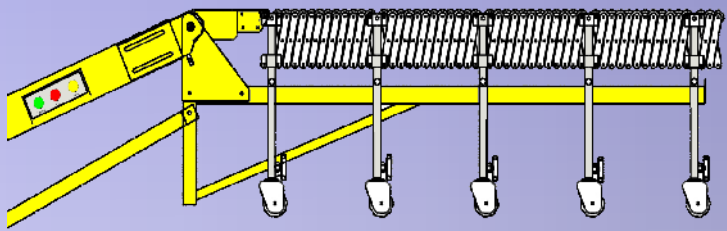
Owens Conveyor Company.
Westgate House,
Westgate, Aldridge,
WS9 8EX England.

Tel: +44 (0) 1922 452333
Fax: +44 (0) 1922 458777
Web: www.ocon.co.uk
email: info@ocon.co.uk

Optional Extras:

- Photo electric cells.
- Variable speed control.
- Vehicle light fitted to tongue.
- Electrical hydraulic adjustment.
- Fixed side guides
- Pop-out pull bar assembly.
- 110volt 1phase electrics.

Gravity Expandaveyor Tongue (Optional extra)



Ref	Model type	Expanded length
ETW-4.0	PVC Skatewheel	4000
ETW-5.5	PVC Skatewheel	5500
ETW-7.0	PVC Skatewheel	7000
ETW-8.5	PVC Skatewheel	8500
ETR-4.0	PVC/BZP ROLLER	4000
ETR-5.5	PVC/BZP ROLLER	5500
ETR-7.0	PVC/BZP ROLLER	7000

All dimensions are in mm

Note: SKATEWHEEL MODELS HAVE 48 DIA PVC WHEELS, ROLLER MODELS ARE 50 DIA PVC WITH THE EXCEPTION OF 7MTR MODEL WHICH IS FITTED WITH 40 DIA PVC & BZP

Note:

For flexible conveyor tongues extending up to 11 metres into the vehicle refer to the Ocon heavy duty model. The heavy duty model also is available with a powered flexible conveyor .

